



2024



MORIZ[®] ORTHODONTICS

For over 12 years, we
have been promoting
smiles through technology



TABLE OF CONTENTS



P- 4, 5, 43
Clear Aligner



P- 6
Clear Self ligating
Brackets



P- 7, 8, 9
Metal Self ligating
Brackets



P- 10, 11, 12, 13, 14
Aesthetic Brackets



P- 15,16,17,18,19,20
21, 22, 23
Metal Brackets



P- 27
Molar Bands



P- 28
Buccal Tubes



P- 29
Elastomeric Products



P- 30, 31
Wire Products



P- 32
Orthodontic Screws



P- 33, 34
Orthodontic Instruments



P- 35
Adhesives



P- 36, 37
Attachments



P- 25, 26, 38, 39, 44
Orthodontic & Dental
Accessories



P- 24
TRAI FLEX - Retainer Wire



P- 40
IPR System



P- 41, 42
3D Dentistry



P- 45
Etching Gel



P- 46
Glass Ionomer



P- 47
Photographic Mirror





CLEAR ALIGNER

With confidence an attractive smile.

Made of clear-transparent material, CLEAR ALIGNER is almost invisible, and you can speak and smile during the treatment period without any difficulty. This guarantees that your mouth will be comfortable – almost like normal. You'll notice when you wear them: the aligners are pleasantly smooth and comfortable, because they don't require brackets or wires. When you eat and brush your teeth or the aligners, simply take CLEARALIGNER out.

The process for ideal treatment results.

- 1 Consultation**
Talk with your dentist about whether the CLEAR ALIGNER system is the right treatment for you
- 2 Impression**
The impressions taken from your upper and lower jaws form the exact basis to create the aligners.
- 3 Creating the aligners**
Computer-controlled production of the aligners takes place in the lab, precisely made just for you.
- 4 Treatment**
Your dentist will monitor treatment results regularly while you wear the aligners. For best results, additional impressions of your teeth are taken and new aligners are made.



Expanding the horizons of dentistry

About US:

Moriz Meditech P Ltd Company was established in 2022, with many years of sales and production experience of our parent company STM MEDITECH (Est. in 2011) which is particularly focused on the technical R&D and innovation of Dental products (Orthodontics, Endodontics Etc). At present, there are more than two factory, together with two core R&D departments for Orthodontic, root canal consumable and various dental instruments as well as electronic devices. Besides, the factory covers an area of 8000 square meters, and the production equipment has achieved 60% automation;

We are proud to present our self as one of the few companies to manufacture dental Braces and other dental products in INDIA. We are currently Investing in digital dentistry and introduced Moriz Aligners.

Under the management and operation of Moriz Meditech sales team, more and more customers are gradually involved in the cooperation. In addition to our own products, we also align with other peer companies to reflect resource sharing and chase for mutual benefit and win-win results. To enrich the product requirements of more customers, Moriz Meditech constantly keeps pursuing perfection and serving customers with quality!

Moriz Meditechs primary goal is to contribute to democratizing access to oral health by offering technology advanced products to professionals and companies.

Certificates:

ISO 13485 Certification

CDSCO Manufactures Certification

MSME certification





Your advantages at a glance.

effective

Treatment will provide optimal, precise results in a short span of time.

hygienic

We recommend CETRON® cleansing powder to care for this product. Please ask your pharmacist.



removable

The aligners can be taken in and out of your mouth quickly and simply at any time (e.g. when you're eating and brushing your teeth).

cost-effective

In many cases, therapy is more affordable than other treatment options for teeth alignment.



CLEAR ALIGNER

transparent

Almost invisible, you can speak and laugh without problems.

comfortable

The aligners are pleasantly smooth, without brackets or wires.

STEP 1	Week 1	soft
	Week 2	medium
	Week 3	hard
	Week 4	hard
STEP 2	Week 5	soft
	Week 6	medium
	Week 7	hard
	Week 8	hard



STEP 3	Week 9	soft
	Week 10	medium
	Week 11	hard
	Week 12	hard



Curve Self-Ligating Brackets

Curve Self-Ligating Brackets

The towing hook is integrally formed, round and solid. The bottom of the towing hook is reinforced. It is strong and reliable and does not fall off. The ball head is easy for doctors to hang and tow.

The chamfered groove facilitates the insertion of the archwire into the groove and the closure of the cleat.

The firm self-locking clip lock piece is smooth and stable, and can be opened and closed freely.

Central positioning line design can assist brackets bonding positioning.

The bracket is made of ultra-thin design to minimize the thickness of the brackets and prevent bite interference during treatment.

Adopting the latest monoblock base technology makes the brackets more adhesive.

Bracket ligation winglengthened for easy ligation and clipping.



- MBT
- ROTH
- 018
- 022

Open Cover Technology / Closed Cover Technology



IT IS THE ONLY BRAZILIAN SELF-LIGATING BRACKET SYSTEM WITH AN US PATENT

ES EL ÚNICO SISTEMA DE BRACKET AUTOLIGADO BRASILEÑO CON UNA PATENTE EN LOS ESTADOS UNIDOS

The self-ligating system is completing more than 12 years of successful clinical application. The main reason for this success is you, with your dedication and knowledge as an orthodontist and your desire to make positive changes for yourself and your patients.

El sistema de autoligado está completando más de 12 años de aplicación en clínicas con éxito. La razón principal de este éxito es usted, con su dedicación y conocimiento como ortodoncista y su deseo de hacer cambios positivos para sí y sus pacientes.

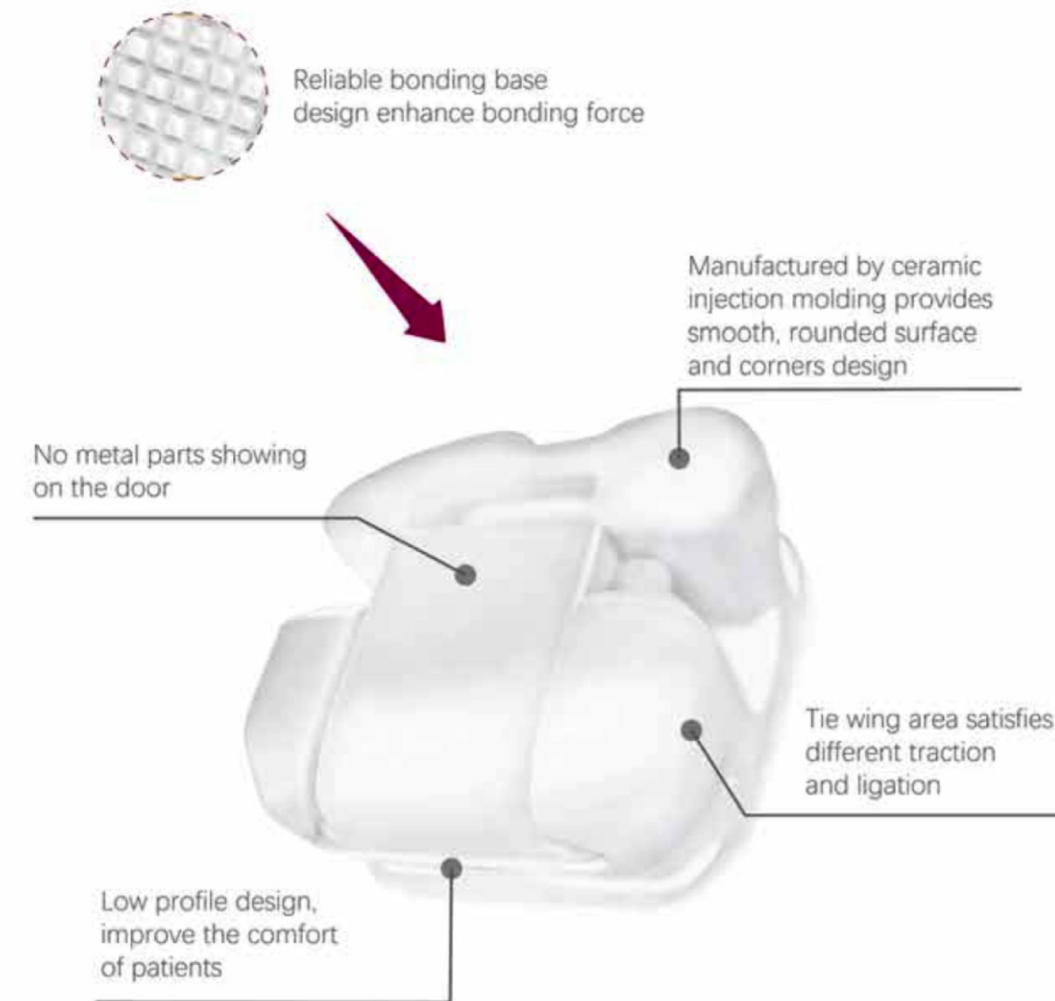
EasyClip⁺



SELF-LIGATING | AUTOLIGADO



E-Charm Self-Ligating Brackets



■ Identification System □ MBT □ ROTH □ 018 □ 022






E-Legend Self-Ligating Brackets

Sliding cover can ensure the convenience of placing and removing archwire, improve the comfort of patients, save the treatment time

Innovative auxiliary hole design, increase the operability of special cases

Laser welding processes, prevent food residues

Smooth and round edges, reduce mucosal irritation, bring more comfort to patients



Less touch space of the wires
100% low friction



- MBT
- ROTH
- 018
- 022

Open Cover Technology / Closed Cover Technology



BioCrystal

BRACKETS AESTHETIC OF POLYMER, HOOKS ON THE CANINE AND PREMOLARS; IDEAL FOR COMBINED TREATMENTS



PRESCRIPTION/PRESCRIPCIÓN ROTH

REFERENCIA/REFERENCE KITS	ROTH		AESTHETIC ESTÉTICO								
Formation 1 kit 5X5 w/g 3,4,5	Quant. 20 pçs	.022"	05.54.0390								
Width	3,3 mm	3,3 mm	3,7 mm	3,2 mm	3,8 mm	3,8 mm	3,2 mm	3,7 mm	3,3 mm	3,3 mm	
Torque	-7°	-7°	0°	8°	12°	12°	8°	0°	-7°	-7°	
Ang	0°	0°	9°	9°	5°	5°	9°	9°	0°	0°	
In-out	1,00 mm	1,00 mm	1,05 mm	1,35 mm	1,25 mm	1,25 mm	1,35 mm	1,05 mm	1,00 mm	1,00 mm	
SLOT		REPLACEMENT/REPOSICIÓN - PK W/5									
.022"x.028"		05.54.0316	05.54.0316	05.54.0313	05.54.0312	05.54.0311	05.54.0321	05.54.0322	05.54.0323	05.54.0316	05.54.0316
		15	14	13	12	11	21	22	23	24	25
UPPER SUPERIOR											
LOWER INFERIOR											
		45	44	43	42	41	31	32	33	34	35
Width	3,3 mm	3,3 mm	3,7 mm	2,9 mm	2,9 mm	2,9 mm	2,9 mm	3,7 mm	3,3 mm	3,3 mm	
Torque	-22°	-17°	-11°	0°	0°	0°	0°	-11°	-17°	-22°	
Ang	0°	0°	5°	0°	0°	0°	0°	5°	0°	0°	
In-out	1,25 mm	1,25 mm	0,95 mm	1,35 mm	1,35 mm	1,35 mm	1,35 mm	0,95 mm	1,25 mm	1,25 mm	
SLOT		REPLACEMENT/REPOSICIÓN - PK W/5									
.022"x.028"		05.54.0348	05.54.0344	05.54.0343	05.54.0350	05.54.0350	05.54.0350	05.54.0350	05.54.0333	05.54.0334	05.54.0348





Horizon Ceramic Brackets

THE CERAMIC BRACKET TRANSLUX OFFERS EXCELLENT BENEFITS AT A GREAT PRICE, is the perfect alternative to aesthetic treatment because the bracket mixes naturally with any enamel tone

EL BRACKET CERÁMICO TRANSLUX ES UN PRODUCTO QUE OFRECE GRAN BENEFICIO Y COSTO, es la alternativa perfecta al tratamiento estético, ya que el bracket se mezcla de forma natural sobre cualquier tono de esmalte



AMPLE SPACE UNDER THE TIE WINGS;

AMPLIO ESPACIO BAJO DE LAS ALETAS



TORQUE IN THE BASE;

TORQUE EN LA BASE Y DISEÑO ACTUAL;



MADE OF POLYCRYSTALLINE ALUMINA 99.9% WITH UNIFORMITY IN PARTICLE SIZE;

HECHO EN ALÚMINA POLICRISTALINO 99,9% CON UNIFORMIDAD EN EL TAMAÑO DE PARTÍCULA;



BASE DESIGNED FOR MAXIMUM RETENTION.

BASE DE ALTA CALIDAD

Safira

Maximum transparency, for perfect aesthetics



MONO CRYSTALLINE BRACKET



Horizon Ceramic Brackets



- »»»»»
- Ceramic aesthetic bracket, CIM technology, accurate data
 - Four-wing perfect arc-shaped design for more comfortable wearing
 - Clear color identification system, advanced polishing technology for smooth bracket surface

	MBT (McLaughlin, Bennett, & Trevisi)					ROTH				
Codes	21013-1415	21013-13	21013-12	21013-11		21013-21	21013-22	21013-23	21013-2425	
Size	3.2mm	3.2mm	3.2mm	2.95mm	3.2mm	3.2mm	2.95mm	3.2mm	3.2mm	3.2mm
Torque	-7°	-7°	0°	+10°	+17°	+17°	+10°	0°	-7°	-7°
Angulation	0°	0°	+8°	+8°	+4°	+4°	+8°	+8°	0°	0°
In/Out	1.1mm	1.1mm	1.2mm	1.5mm	1.1mm	1.1mm	1.5mm	1.2mm	1.1mm	1.1mm
	5	4	3	2	1	1	2	3	4	5
	UR5	UR4	UR3	UR2	UR1	UL1	UL2	UL3	UL4	UL5
	LR5	LR4	LR3	LR2	LR1	LL1	LL2	LL3	LL4	LL5
	5	4	3	2	1	1	2	3	4	5
Size	3.2mm	3.2mm	3.5mm	2.85mm	2.85mm	2.85mm	2.85mm	3.5mm	3.2mm	3.2mm
Torque	-17°	-12°	0°	-6°	-6°	-6°	-6°	0°	-12°	-17°
Angulation	+2°	+2°	+3°	0°	0°	0°	0°	+3°	+2°	+2°
In/Out	1.1mm	1.1mm	0.9mm	1.5mm	1.5mm	1.5mm	1.5mm	0.9mm	1.1mm	1.1mm
Codes	21013-45	21013-44	21013-43	21013-32		21013-32	21013-32	21013-34	21013-35	
	REPOSITION MANDIBULAR					REPOSITION MANDIBULAR				



BRACKET PICCO



KIT 5X5 VECTOR+ PICCO
.022 ROTH C/G 3, 4, 5 C/20:
Cód: 05.59.0390



- 1 Smaller, fully rounded hook;**
Gancho más pequeño y completamente redondeado;
- 2 permanent identification system;**
Sistema de identificación permanente;
- 3 Cross-reference lines;**
Líneas de referencia cruzada;
- 4 Optimized Composite Contour Base;**
Base de contorno compuesto optimizada;
- 5 Micro-engraved pin base design.**
Diseño de base de pasador micrograbado.

KIT DE REFRÊNCIA	ROTH		ROTH	
Formação	Qtde		.022	
1 Kit 5x5 c/20	20 pçs		05.59.0390	

	-7°	-7°	-2°	8°	12°	12°	8°	-2°	-7°	-7°
Torque	0°	0°	13°	9°	5°	5°	9°	13°	0°	0°
Ângulo	2°	2°	4°	0°	0°	0°	0°	4°	2°	2°
Off-Set										

SLOT	REPOSIÇÃO - PCT C/10									
.022"	05.59.0314	05.59.0314	05.59.0313	05.59.0312	05.59.0311	05.59.0321	05.59.0322	05.59.0323	05.59.0324	05.59.0324
	15	14	13	12	11	21	22	23	24	25
MAXILAR										
MANDIBULAR										
	45	44	43	42	41	31	32	33	34	35
Torque	-22°	-17°	-11°	-1°	-1°	-1°	-1°	-11°	-17°	-22°
Ângulo	0°	0°	7°	0°	0°	0°	0°	7°	0°	0°
Off-Set	4°	4°	2°	0°	0°	0°	0°	2°	4°	4°
.022"	05.59.0345	05.59.0344	05.59.0343	05.59.0350	05.59.0350	05.59.0350	05.59.0350	05.59.0333	05.59.0334	05.59.0335

PRESCRIÇÃO PICCO



KIT 5X5 VECTOR+
PICCO .022 ROTH
C/G 3, 4, 5 C/20:
Cód. 05.59.0390

Vector+



Identification mark
Marca de identificación

Sintered mesh retentive base
Base retentiva de malla sinterizada

Anatomical shaped ball hook

Gancho en formato anatómico

Permanent mark on the midline

Marcado en la línea media

Rounded corners

Aletas redondeadas



Horizon Ceramic Metal Slot Brackets

Nickel Free Metal Slot
For improving sliding mechanics and to withstand higher torquing forces

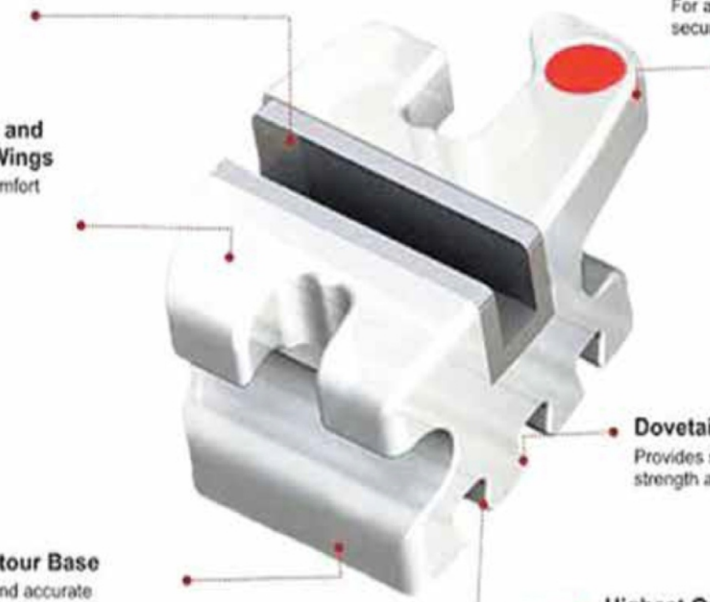
Ultra-Smooth & Strong Hooks
For added patient comfort and secure engagement of elastics

Smooth, Strong and Contoured Tie Wings
For added patient comfort

Dovetail Bonding Base
Provides superior mechanical bond strength and predictable debonding

Compound Contour Base
Provides simplified and accurate bracket placement

Highest Quality Material
Made from high quality polycrystalline ceramic



MBT (McLaughlin, Bennett, & Trevisi)

ROTH

Codes	21013-1415	21013-13	21013-12	21013-11	21013-21	21013-22	21013-23	21013-2425	
Size	3,2mm	3,2mm	3,2mm	2,95mm	3,2mm	2,95mm	3,2mm	3,2mm	3,2mm
Torque	-7°	-7°	0°	+10°	+17°	+10°	0°	-7°	-7°
Angulation	0°	0°	+8°	+8°	+4°	+8°	+8°	0°	0°
In/Out	1,1mm	1,1mm	1,2mm	1,5mm	1,1mm	1,5mm	1,2mm	1,1mm	1,1mm
	5	4	3	2	1	2	3	4	5
	URS	UR4	UR3	UR2	UR1	UL1	UL2	UL3	UL4
	LR5	LR4	LR3	LR2	LR1	LL1	LL2	LL3	LL4
	5	4	3	2	1	2	3	4	5
Size	3,2mm	3,2mm	3,5mm	2,85mm	2,85mm	2,85mm	2,85mm	3,5mm	3,2mm
Torque	-17°	-12°	0°	-6°	-6°	-6°	-6°	0°	-12°
Angulation	+2°	+2°	+3°	0°	0°	0°	+3°	+2°	+2°
In/Out	1,1mm	1,1mm	0,9mm	1,5mm	1,5mm	1,5mm	1,5mm	0,9mm	1,1mm
Codes	21013-45	21013-44	21013-43	21013-32	21013-32	21013-32	21013-32	21013-34	21013-35
	REPOSITION MANDIBULAR				REPOSITION MANDIBULAR				



VECTOR

Mesh Base

Aditek's BioMax Bracket System has a low profile, anatomic design, rounded edges, torque precision, angle, and slots, offering the highest comfort to the patient.

El bracket BioMax de Aditek tiene un perfil bajo, diseño anatómico, bordes redondeados, precisión de torque, ángulo y slots, ofreciendo la máxima comodidad al paciente.



MAXIMUM COMFORT AND QUALITY

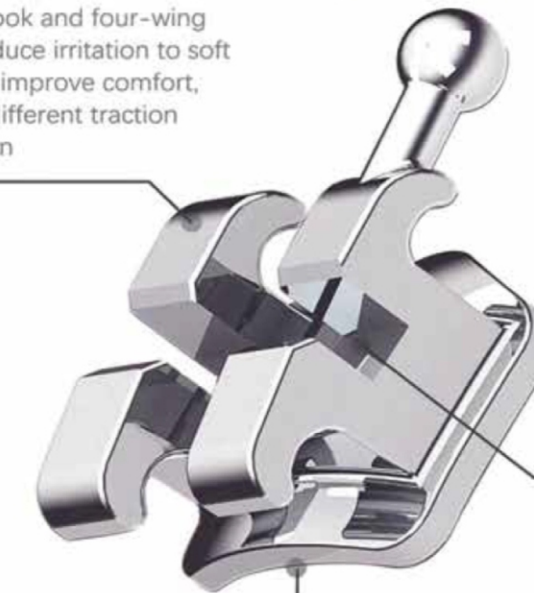
MÁXIMO CONFORT Y CALIDAD PARA QUIEN LO UTILIZA

- 1** Vertical line to facilitate bracket positioning;
Línea vertical en "V" para facilitar el posicionamiento del bracket;
- 2** Integrated hook;
Gancho integrado;
- 3** Chamfered slot;
Slot biselado;
- 4** Expanded area under the wings;
Área expandida bajo las aletas;
- 5** Torque on base;
Torque en la base;
- 6** Compound and contoured bonding base;
Base con rayo compuesto;



Horizon MIM Mesh Brackets

Smooth hook and four-wing design, reduce irritation to soft tissue and improve comfort, to satisfy different traction and ligation



High precision mirror mold, reduce the friction of archwire

80 mesh, better bonding effect, stabilize bonding strength

>>>>

☆ Polished sandblaste mesh dramatically increases the bonding strength by

25%

☆ This enhances the adheve-to-mesh bond strength and minimizes clean up at debonding.



Horizon MIM Mesh Brackets - MBT, Roth Mini Bondable

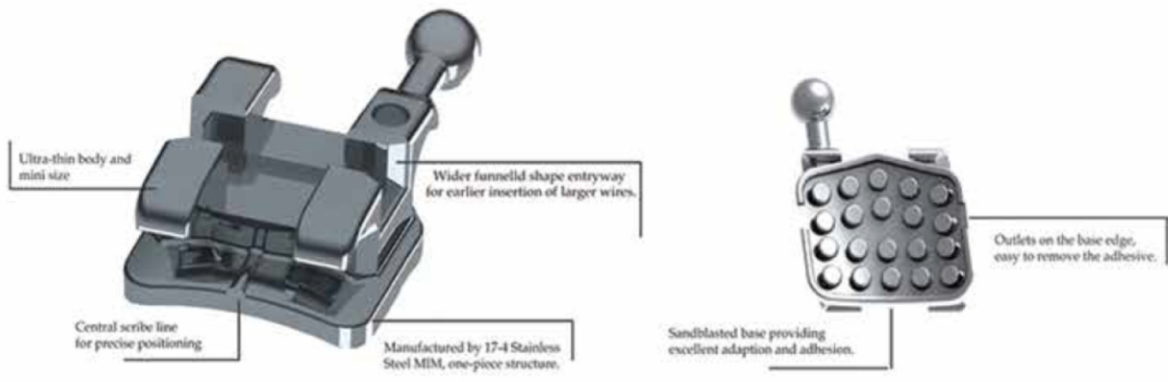
		Item No. : EM-402							
Bracket	Torq.	Ang.	Width(mm)	0.018R	0.018L	0.022R	0.022L		
Maxillary	Central	+17°	+4°	3.10	EM-402-811	EM-402-821	EM-402-211	EM-402-221	
	Lateral	+10°	+8°	2.80	EM-402-812	EM-402-822	EM-402-212	EM-402-222	
	Cuspid	0°	+8°	2.80	EM-402-813	EM-402-823	EM-402-213	EM-402-223	
	Cuspid W/H	0°	+8°	2.80	EM-402-813H	EM-402-823H	EM-402-213H	EM-402-223H	
	1st Bicuspид	-7°	0°	2.80	EM-402-814	EM-402-824	EM-402-214	EM-402-224	
	1st Bicuspид W/H	-7°	0°	2.80	EM-402-814H	EM-402-824H	EM-402-214H	EM-402-224H	
	2nd Bicuspид	-7°	0°	2.80	EM-402-815	EM-402-825	EM-402-215	EM-402-225	
	2nd Bicuspид W/H	-7°	0°	2.80	EM-402-815H	EM-402-825H	EM-402-215H	EM-402-225H	
	Mandibular	Central	-6°	0°	2.30	EM-402-841	EM-402-831	EM-402-241	EM-402-231
		Lateral	-6°	0°	2.80	EM-402-842	EM-402-832	EM-402-242	EM-402-232
Cuspid		-6°	+3°	2.80	EM-402-843	EM-402-833	EM-402-243	EM-402-233	
Cuspid W/H		0°	+3°	2.80	EM-402-843H	EM-402-833H	EM-402-243H	EM-402-233H	
1st Bicuspид		-12°	0°	2.80	EM-402-844	EM-402-834	EM-402-244	EM-402-234	
1st Bicuspид W/H		-12°	0°	2.80	EM-402-844H	EM-402-834H	EM-402-244H	EM-402-234H	
2nd Bicuspид		-17°	0°	2.80	EM-402-845	EM-402-835	EM-402-245	EM-402-235	
2nd Bicuspид W/H		-17°	0°	2.80	EM-402-845H	EM-402-835H	EM-402-245H	EM-402-235H	





Horizon Star Brackets

(Old & New)



Low Friction Design



Horizon Star Brackets - MBT, Roth Mini Bondable

Item No. : EM-402

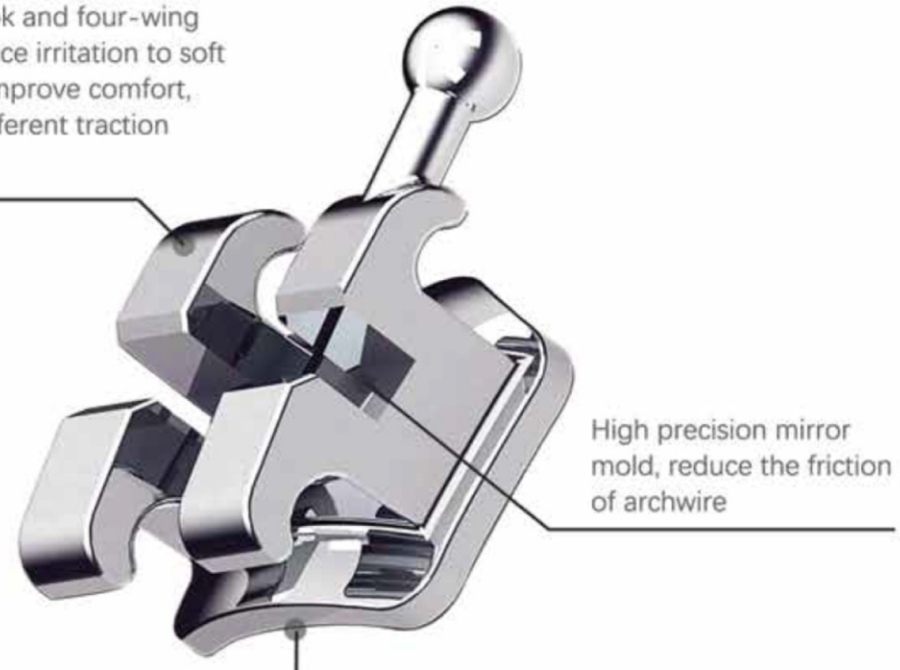
	Bracket	Torq.	Ang.	Width(mm)	0.018R	0.018L	0.022R	0.022L
Maxillary	Central	+17°	+4°	3.10	EM-402-811	EM-402-821	EM-402-211	EM-402-221
	Lateral	+10°	+8°	2.80	EM-402-812	EM-402-822	EM-402-212	EM-402-222
	Cuspid	0°	+8°	2.80	EM-402-813	EM-402-823	EM-402-213	EM-402-223
	Cuspid W/H	0°	+8°	2.80	EM-402-813H	EM-402-823H	EM-402-213H	EM-402-223H
	1st Bicuspid	-7°	0°	2.80	EM-402-814	EM-402-824	EM-402-214	EM-402-224
	1st Bicuspid W/H	-7°	0°	2.80	EM-402-814H	EM-402-824H	EM-402-214H	EM-402-224H
Mandibular	2nd Bicuspid	-7°	0°	2.80	EM-402-815	EM-402-825	EM-402-215	EM-402-225
	2nd Bicuspid W/H	-7°	0°	2.80	EM-402-815H	EM-402-825H	EM-402-215H	EM-402-225H
	Central	-6°	0°	2.30	EM-402-841	EM-402-831	EM-402-241	EM-402-231
	Lateral	-6°	0°	2.80	EM-402-842	EM-402-832	EM-402-242	EM-402-232
	Cuspid	-6°	+3°	2.80	EM-402-843	EM-402-833	EM-402-243	EM-402-233
	Cuspid W/H	0°	+3°	2.80	EM-402-843H	EM-402-833H	EM-402-243H	EM-402-233H
	1st Bicuspid	-12°	0°	2.80	EM-402-844	EM-402-834	EM-402-244	EM-402-234
	1st Bicuspid W/H	-12°	0°	2.80	EM-402-844H	EM-402-834H	EM-402-244H	EM-402-234H
	2nd Bicuspid	-17°	0°	2.80	EM-402-845	EM-402-835	EM-402-245	EM-402-235
	2nd Bicuspid W/H	-17°	0°	2.80	EM-402-845H	EM-402-835H	EM-402-245H	EM-402-235H

Slot	Full Set Item Number			
0.018	EM-402-8A (3.4.5# with hook)	EM-402-8B (3# with hook)	EM-402-8C (no hook)	
0.022	EM-402-2A (3.4.5# with hook)	EM-402-2B (3# with hook)	EM-402-2C (no hook)	



Victory Series Brackets

Smooth hook and four-wing design, reduce irritation to soft tissue and improve comfort, to satisfy different traction and ligation



MIM Brackets (Mushroom dotted base)

☆ Polished sandblaste mesh dramatically increases the bonding strength by **25%**


- MBT • ROTH





E-Modern Series Brackets

Smooth hook and four-wing design, reduce irritation to soft tissue and improve comfort, to satisfy different traction and ligation



High precision mirror mold, reduce the friction of archwire

80 mesh, better bonding effect, stabilize bonding strength



☆ Polished sandblaste mesh dramatically increases the bonding strength by

25%

☆ This enhances the adheve-to-mesh bond strength and minimizes clean up at debonding.




E-Modern Brackets - MBT, Roth Mini Bondable

		Torq.	Ang.	Width(mm)	Item No. : EM-202				
					0.018R	0.018L	0.022R	0.022L	
Maxillary	Central	+17°	+4°	3.10	EM-202-811	EM-202-821	EM-202-211	EM-202-221	
	Lateral	+10°	+8°	2.68	EM-202-812	EM-202-822	EM-202-212	EM-202-222	
	Cuspid	0°	+8°	3.03	EM-202-813	EM-202-823	EM-202-213	EM-202-223	
	Cuspid W/H	0°	+8°	3.03	EM-202-813H	EM-202-823H	EM-202-213H	EM-202-223H	
	1st Bicuspid	-7°	0°	2.96	EM-202-814	EM-202-824	EM-202-214	EM-202-224	
	1st Bicuspid W/H	-7°	0°	2.96	EM-202-814H	EM-202-824H	EM-202-214H	EM-202-224H	
	2nd Bicuspid	-7°	0°	2.96	EM-202-815	EM-202-825	EM-202-215	EM-202-225	
	2nd Bicuspid W/H	-7°	0°	2.96	EM-202-815H	EM-202-825H	EM-202-215H	EM-202-225H	
	Central	-6°	0°	2.42	EM-202-841	EM-202-831	EM-202-241	EM-202-231	
	Lateral	-6°	0°	2.42	EM-202-842	EM-202-832	EM-202-242	EM-202-232	
Mandibular	Cuspid	0°	+3°	2.96	EM-202-843	EM-202-833	EM-202-243	EM-202-233	
	Cuspid W/H	0°	+3°	2.96	EM-202-843H	EM-202-833H	EM-202-243H	EM-202-233H	
	1st Bicuspid	-12°	+2°	2.96	EM-202-844	EM-202-834	EM-202-244	EM-202-234	
	1st Bicuspid W/H	-12°	+2°	2.96	EM-202-844H	EM-202-834H	EM-202-244H	EM-202-234H	
	2nd Bicuspid	-17°	+2°	2.96	EM-202-845	EM-202-835	EM-202-245	EM-202-235	
	2nd Bicuspid W/H	-17°	+2°	2.96	EM-202-845H	EM-202-835H	EM-202-245H	EM-202-235H	
	Slot Full Set Item Number								
	0.018	EM-202-8A (3.4.5# with hook)	EM-202-8B (3# with hook)	EM-202-8C (no hook)					
0.022	EM-202-2A (3.4.5# with hook)	EM-202-2B (3# with hook)	EM-202-2C (no hook)						



Gold Series Brackets



Roth: 018
 MBT: 022
 Edgewise:

- MIM technology
- Color I.D. for easy identification
- Smooth surface for added patient comfort
- Generous tie wing area for easy ligation
- Torque-in-base design techniques to provide level slot line-up, and help avoid occlusal interference
- Full rotational control due to the twin wings design

- MIM one piece, More precise 3D data ensures curing effect.
- Deeper base for stronger bonding strength.



Identification System
 5 4 3 2 1 | 1 2 3 4 5
 5 4 3 2 1 | 1 2 3 4 5



Fashion Series Brackets



Fashion Brackets

Roth: 018
 MBT: 022
 Edgewise:





TRAI FLEX

Strand Braided Flat Retainer Wire



- 6 - strand titanium wire (nickel - free)
- Ideal for patients who are sensitive to nickel
- Smooth surface and extremely low profile
- Special stranding technique allows physiological tooth movement despite being fixed
- Nickel Free Titanium Wire
- 5 Wires / Pack

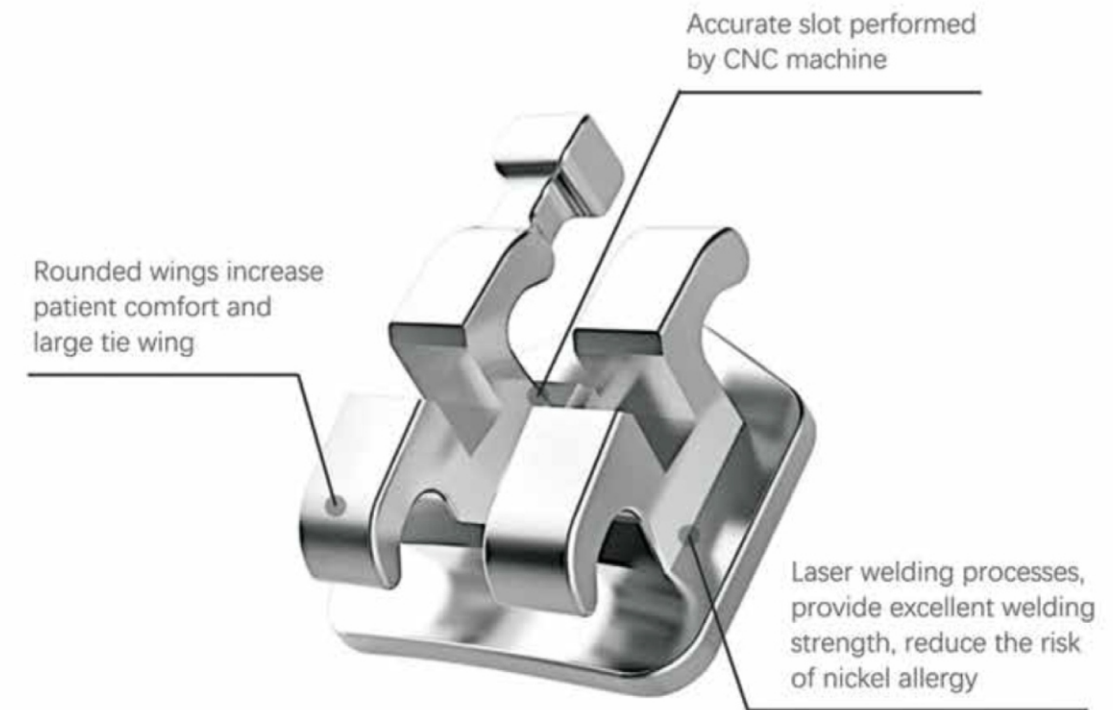


Perfect for permanent fixed lingual retainers - will not unwind when cut!

OrthoDirect
USA



MIM - Mesh Series Brackets



»»»»

- CNC technology, ensures the accuracy of slot size and more perfect radian.
- Smooth surface and low profile design, improve the comfort of patients.
- Four-wing design, satisfy different traction and ligation.

MIM - Mesh Series Brackets - MBT, Roth Mini Bondable

Item No. : EM-402

	Bracket	Torq.	Ang.	Width(mm)	0.018R	0.018L	0.022R	0.022L
Maxillary	Central	+17°	+4°	3.10	EM-402-811	EM-402-821	EM-402-211	EM-402-221
	Lateral	+10°	+8°	2.80	EM-402-812	EM-402-822	EM-402-212	EM-402-222
	Cuspid	0°	+8°	2.80	EM-402-813	EM-402-823	EM-402-213	EM-402-223
	Cuspid W/H	0°	+8°	2.80	EM-402-813H	EM-402-823H	EM-402-213H	EM-402-223H
	1st Bicuspid	-7°	0°	2.80	EM-402-814	EM-402-824	EM-402-214	EM-402-224
	1st Bicuspid W/H	-7°	0°	2.80	EM-402-814H	EM-402-824H	EM-402-214H	EM-402-224H
Mandibular	2nd Bicuspid	-7°	0°	2.80	EM-402-815	EM-402-825	EM-402-215	EM-402-225
	2nd Bicuspid W/H	-7°	0°	2.80	EM-402-815H	EM-402-825H	EM-402-215H	EM-402-225H
	Central	-6°	0°	2.30	EM-402-841	EM-402-831	EM-402-241	EM-402-231
	Lateral	-6°	0°	2.80	EM-402-842	EM-402-832	EM-402-242	EM-402-232
	Cuspid	-6°	+3°	2.80	EM-402-843	EM-402-833	EM-402-243	EM-402-233
	Cuspid W/H	0°	+3°	2.80	EM-402-843H	EM-402-833H	EM-402-243H	EM-402-233H
	1st Bicuspid	-12°	0°	2.80	EM-402-844	EM-402-834	EM-402-244	EM-402-234
	1st Bicuspid W/H	-12°	0°	2.80	EM-402-844H	EM-402-834H	EM-402-244H	EM-402-234H
	2nd Bicuspid	-17°	0°	2.80	EM-402-845	EM-402-835	EM-402-245	EM-402-235
	2nd Bicuspid W/H	-17°	0°	2.80	EM-402-845H	EM-402-835H	EM-402-245H	EM-402-235H

Slot	Full Set Item Number		
0.018	EM-402-8A (3.4.5# with hook)	EM-402-8B (3# with hook)	EM-402-8C (no hook)
0.022	EM-402-2A (3.4.5# with hook)	EM-402-2B (3# with hook)	EM-402-2C (no hook)





Moriz Impression Trays

Sizes : **Small, Medium, Large**

With Rim
(Matte Finish)



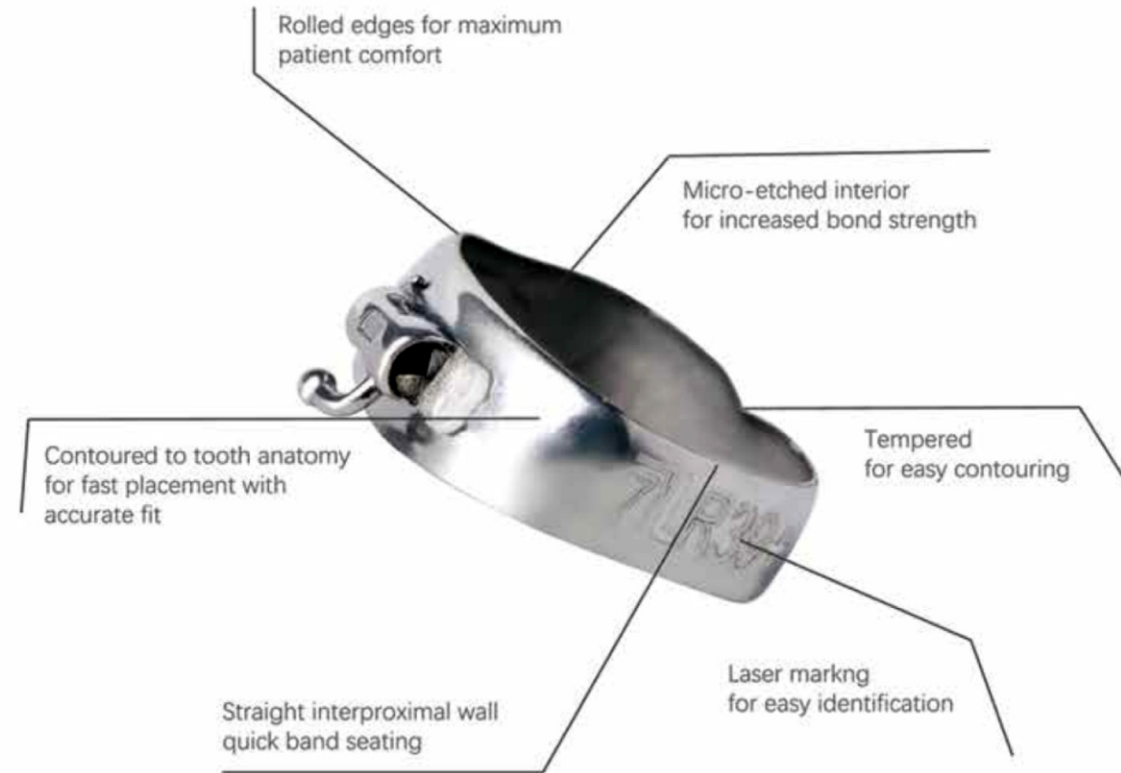
Without Rim
(Mirror Finish)



- Free of solder and retention edges, is available in perforated and non-perforated version.
- Available in various sizes (S-M-L) for both the upper and lower arches, and also in practical 6 pieces kits (three upper and three lower impression trays in assorted sizes).
- Also Available in single Piece also



Molar Bands



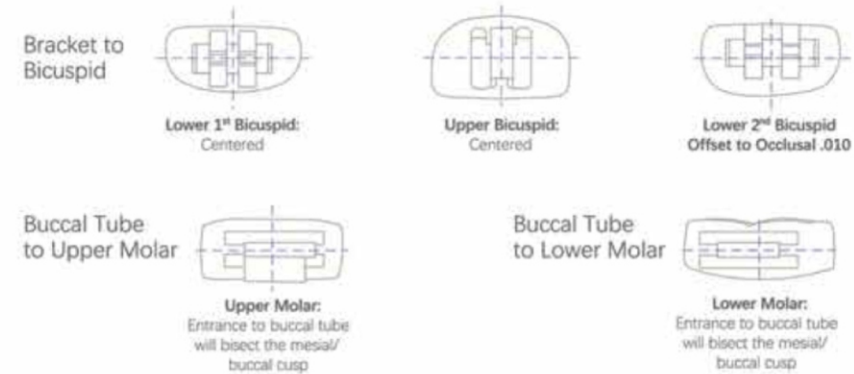
>>>>>

- Medium tempered with flattened interproximals for easier fitting
- Broad buccal and lingual surfaces for greater retention
- Gingivally contoured design affords you fewer trial fittings and less trimming
- Permanent laser-etched markings for easy identification



- MBT ROTH
- 018 022

LABIAL





Molar Tubes

- Wide entrance makes easy archwire insertion, reduces dentists' chair time.
- Low profile design, smooth edge, improve the comfort of patients.
- Metal injection molding technology, ensures high accuracy data.
- Clear tooth identification system, pronounced developmental groove, easy for dentist to identify and position.

Bondable



E-Unity Buccal Tubes



E-Cosy Buccal Tubes



Double Tubes

Weldable



E-Unique Buccal Tubes



E-Normal Buccal Tubes



Triple Tubes

TUBE COLOR ID: Color coded by quadrant

Maxillary Right = Black
 Maxillary Left = Green
 Mandibular Right = Red
 Mandibular Left = White



MBT ROTH 018 022

E-Cosy Bondable Tube-MBT Non-convertible

Item No. : ET-302

		Torq.	Offset	Width(mm)	0.018R	0.018L	0.022R	0.022L
Maxillary	1st Molar	-14°	+10°	4.1	ET-302-816	ET-302-826	ET-302-216	ET-302-226
	2nd Molar	-14°	+10°	3.2	ET-302S-817	ET-302S-827	ET-302S-217	ET-302S-227
Mandibular	1st Molar	-20°	0°	4.1	ET-302-846	ET-302-836	ET-302-246	ET-302-236
	2nd Molar	-10°	0°	3.2	ET-302S-847	ET-302S-837	ET-302S-247	ET-302S-237



Mouth Mirror & Handles



Mouth Mirror Handle Small



Mouth Mirror Handle Big

Plastic Mouth Mirror Top Heat Autoclavable



Mouth Mirror Handle Plastic Heat Autoclavable



Mouth Mirror Top





Elastomerics



Ligature Tie EE-101
40 PCS/PACK

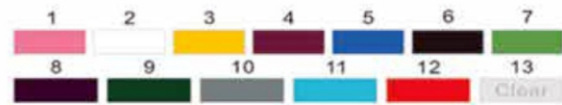


Separator Elastomeric EE-102
15 PCS/PACK



Elastic Chain EE-103
15 FEETS/SPOOL

Long 4021-1-XX
Middle 4021-2-XX
Short 4021-3-XX



Orthodontic Elastics (Latex) EE-104
5000 PCS/BOX (Latex)




Orthodontic Elastics (Latex-free) EE-104
5000 PCS/BOX (Latex-free)



Rotation Wedge EE-105
20 PCS/PACK

Fashion Ligature Tie		Color&No.									
	Mickey	4023-1-XX	1	2	3	4	5	6	7	8	9
	Flower	4023-2-XX	10	11	12	13	14	15	16	17	18
	Kitty Cat	4023-3-XX	19	20	21	22	Clear				



ARCHWIRES ARCOS

tek

aditek

aditek

aditek

aditek

Round	Size
Upper	0.012"/0.31mm
	0.014"/0.35mm
	0.016"/0.41mm
	0.018"/0.46mm
	0.020"/0.51mm
Lower	0.012"/0.31mm
	0.014"/0.35mm
	0.016"/0.41mm
	0.018"/0.46mm
	0.020"/0.51mm
Rectangular	Size
Upper	0.016X0.016"/0.41X0.41mm
	0.016X0.022"/0.41X0.56mm
	0.017X0.022"/0.43X0.56mm
	0.017X0.025"/0.43X0.64mm
	0.018X0.025"/0.46X0.64mm
	0.019X0.025"/0.48X0.64mm
Lower	0.021X0.025"/0.53X0.64mm
	0.016X0.016"/0.41X0.41mm
	0.016X0.022"/0.41X0.56mm
	0.017X0.022"/0.43X0.56mm
Lower	0.017X0.025"/0.43X0.64mm
	0.018X0.025"/0.46X0.64mm
	0.019X0.025"/0.48X0.64mm
	0.021X0.025"/0.53X0.64mm





Orthodontics Micro Implants & Instruments

1.3 mm Diameter Titanium

Product Code	Length
SK 1306	6MM
SK 1308	8MM
SK 1309	9MM
SK 1311	11MM

1.5 mm Diameter Titanium

Product Code	Length
SK 1506	6MM
SK 1508	8MM
SK 1509	9MM
SK 1511	11MM

Self Holding Screw Driver

Product Code: SKD 01

Plain Screw Driver

Product Code: SKD 02

Contra Angle Handpiece Attachment Handle

Product Code: SKD 04

Contra Angle Handpiece Attachment Engine Driver

Product Code: SKD 05

Small Screw Driver

Product Code: SKD 07

Titanium Anchorage Plates (2.0 mm)

SK 101 Y SK 101 T SK 101 L SK 101 I

Product Code	Length
SKOMS206	6mm
SKOMS208	8mm

Orthodontics Micro Implants Kit

Product Code: SKD 03



Archwires

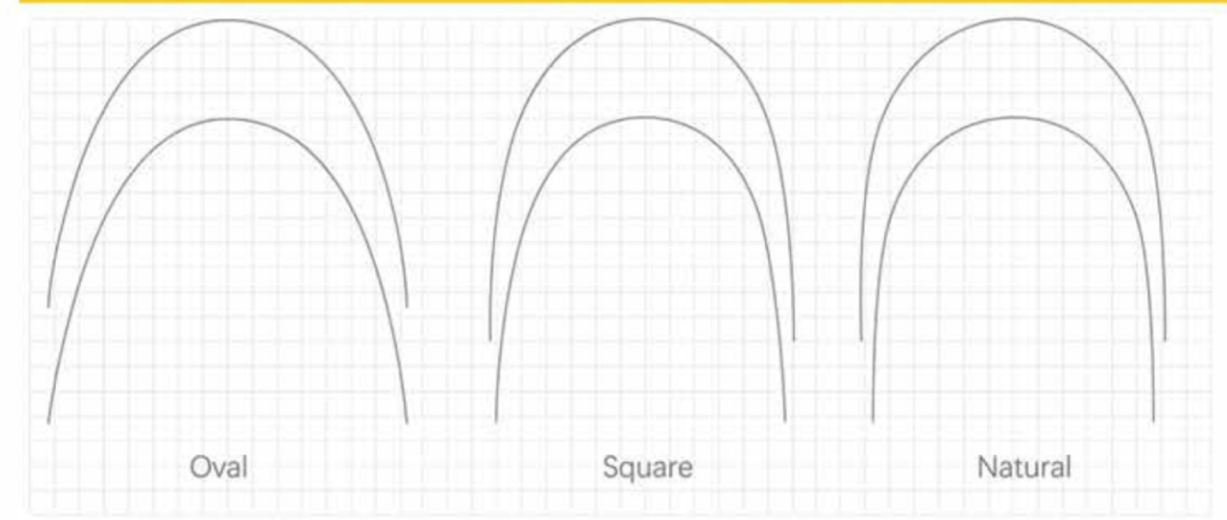
Aditek Moriz

- stainless steel wires are made of 300 series alloys.
- The wires are manufactured to the highest quality for dimensional precision and surface finish, providing optimum forces for arch stability, resilience, formability and sliding mechanics.



- NITI ARCHWIRES
- STAINLESS STEEL WIRES
- AESTHETIC NITI ARCHWIRES
- AUSTRALIAN LIKE WIRE
- STAINLESS STEEL STRAIGHT LENGTH
- TMA WIRE
- COAXIAL WIRE
- TWIST FLUX WIRE NICR FOR LINGUAL RETAINER

Arch Forms



- Used throughout treatment for a wide variety of archwire progressions to simplify archwire adjustment while maintaining ideal arch form
- Used with preadjusted appliances with built-in in/out relationships
- Final Phase: Slightly expanded nature is designed to account for natural settling after removal where tendency toward narrowing occurs





Orthodontics Instruments



Light Wire Plier
EP-101
Used for making accurate bending of different arch, apply to round wire whose diameter is less than 0.6mm or edgewise wire whose specification is less than 0.56x0.71mm



Distal End Cutter I
EP-102
Used for cutting redundant wire, special design for avoiding archwire hurting oral cavity, the archwire is less than 0.56x0.71mm



Light Wire Cutter
EP-103
Used for cutting ligature wire/ stainless steel wire/elastic whose diameter is less than 0.5mm



Light Wire Plier With Cutter
EP-104
Used for bending different accurate loop, the middle section have the function of cutting



Heavy Wire Cutter
EP-105
Used for cutting hard archwire, usually for hard wire and Niti wire whose diameter is less than 0.8mm



Torque Bending Plier
EP-106
Used for making edgewise wire torque, usually used in pairs, bending wire is less than 0.56x0.71mm



Kim's Combination Plier
EP-107
Used for making edgewise wire torque, usually used in pairs, bending wire is less than 0.56x0.71mm



Tweed Plier
EP-108
Used for bending Omega loop and stop loop



How's Plier
EP-109
Used for inserting archwire into buccal tube, the molding of ligature arch or anterior teeth band



Young Loop Bending Plier
EP-110
Used for bending loop, wire less than 0.56x0.71mm, bending for 1.3mm, 3mm, 4.2mm



End Bending Plier (Weingart Plier)
EP-111
Used for inserting archwire into buccal tube and beding the archwire, to avoid stabbing the archeire, to the mouth with the tip of the arch wire



Nance Loop Bending Plier
EP-112
Used for making vertical loop with different height, The diameter of bending wire is less 0.6mm

Buccal Tube Holder



Bracket Holder



MORIZ FIX

LIGHT CURE ORTHODONTIC ADHESIVE



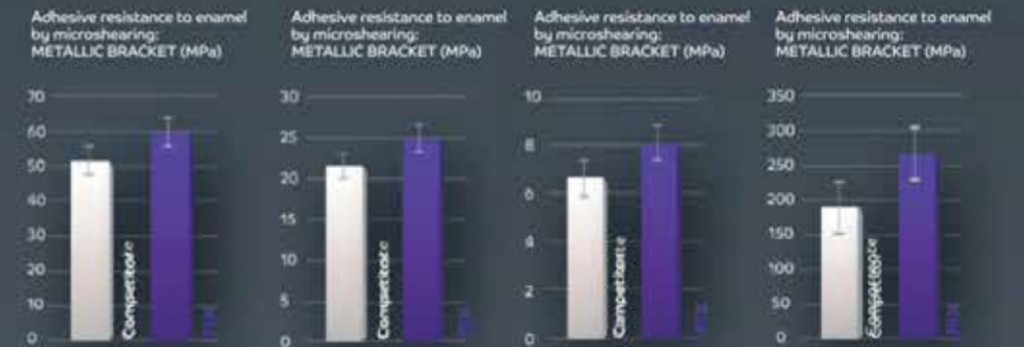
COMPATIBLE WITH BRACKETS

Brackets Tubes



EXCELLENT PERFORMANCE

- CONTAINS FLUORIDE in its composition.
- EXCELLENT ADHESION on the tooth surface.
- PHOTOPOLYMERIZATION: 40 seconds.



CHARTS. Physical-chemical and mechanical characterization of FIX (Mean ± SD). Source: Maquirá.

PRESENTATION:

ONE (1) 4g SYRINGE
0130010001 - 10UND









FLEX RETRACTOR for lips and cheeks



RELATED PRODUCTS














Orthodontics Attachments

-  **Lingual Button** EH-101
Mushroom heads on a curved base that adapt themselves better to both bicuspid bands and molar bands
-  **Crimpable Hook** EH-102
Fixed on the wire, work as traction and anti-traction
-  **Power Hook** EH-103
Left and right
Fixed on the wire, work as traction and anti-traction
-  **Button Chain** EH-104
Gold and Silver
Auxiliary traction
-  **Bite Turbo** EH-105
Prevent the bracket from being bitten off
-  **Stopper** EH-106
Open and closed
Fit round or rectangular wires, Stop the corrective force transmission
-  **Lingual Retainer** EH-107
Size 22 to 42
-  **Lingual Sheath** EH-108
With Hook or no Hook
The welding flanges curved slightly for a good adaption to bands.



Orthodontics Instruments

-  **Bracket Removing Plier** EP-113
Used for tiking down bracket, two Kinds: anterior teeth bracket removing Plier and molar teeth bracket removing plier
-  **Adhesive Removing Plier** EP-115
Used for removing orthodontic enamel adhesive
-  **Crimpable Hook Plier** EP-117
Used for locking crimpable
-  **Convertible Cap Removing Plier** EP-119
Used for removing front cover of buccal tube
-  **Hole Punch Plier** EP-123
Create a half-moon cutout at the gingival margin of clear aligners, to get more space when bonding buttons or brackets. And cut away plastic to prevent clear aligners impinging tissues.
-  **Vertical Notch Forming Plier** EP-125
Create a vertical notch on clear aligners, to control rotated teeth better. The patient will get better elastic manipulation.
-  **Band Removing Plier** EP-114
Used for tiking down band, two kinds: anterior teeth band removing plier and molar teeth band removing plier
-  **Three Prong Wire Bending Plier** EP-116
Used for making V shape of archwire, the diameter of arch is less than 1mm
-  **Elastic Plier** EP-118
Used for putting separator elastormeric
-  **Multi-Function Plier** EP-120
Have the function of light wire bending plier, U shape making, cutting
-  **Tear Drop Punch Plier** EP-124
Create a notch at the gingival margin of clear aligners to hold elastics, working with other bondable attachments.
-  **Horizontal Notch Forming Plier** EP-126
Create a horizontal notch on clear aligners, to accent individual root torque. Enhances the retention of clear aligners.
-  **Mathieu Plier**
-  **Height Gauge**





Orthodontics Attachments

Colored Niti Arch wire Color&No.



XX=01:White XX=02:Red XX=03:Yellow



Niti Closed Coil Springs



Niti Closed Coil Springs



Niti Open Coil Springs



Face Masks

stainless steel and plastic
Treat maxillary insufficiencies

EH-112



Orthodontic Mirror

Stainless steel: The surface is coated with nickel chromium on a copper base to provide clear reflected images with natural color
Glass: Provide clearer reflected images

EH-114



Photo Contrast

For taking pictures of the oral cavity.

EH-115



Cheek Retractor

Made of clear plastic of food grade material for bonding and photo purpose.
Compatible with cold and the autoclave <120°

EH-116



Lip Retractors

Made of clear plastic of food grade material for bonding and photo purpose.
Compatible with cold sterilization and the autoclave <120°

EH-117



SMALL
SIZE, GREAT
POSSIBILITIES


FIBER POST



FIBERGLASS POST

Pin manufactured with a fiberglass- and epoxy resin-based resin matrix for reconstruction of teeth that have undergone endodontic treatment and require restoration.

It acts with intraradicular reinforcement of the dental structure, promotes retention for the definitive restorative material or filling core, in the case of indirect restorations.



SEQUENCE OF PREPARATION WITH LARGO

N° 0,5	N° 1
N° 1	N° 1+2
N° 2	N° 1+2+3
N° 3	N° 1+2+3+4

EXCELLENT PERFORMANCE

- DOUBLE CONICITY
excellent adaptation to root canals.
- GREAT RESISTANCE.
- Optimum TRANSLUCIDITY,
allowing photopolymerization of resin cements.
- EXCELLENT RADIOPACITY, better control on radiographs.
- SIZES:
No. 0.5 - 1 - 2 - 3

PRESENTATIONS

Five (5) PINS
0108001002-10 UN / No. 0.5
0108001003-10 UN / No. 1
0108001004-10 UN / No. 2
0108001005-10 UN / No. 3



Moriz Fiber Post

Size : 1.2, 1.4, 1.6, 1.8 MM



Easyinsmile

IPR Plus strip system Kit >>>

STRAUSS IPR BURS



Easyinsmile IPR Plus strip system is an innovative interproximal reduction system that makes interproximal enamel stripping safe and accurate without creating sharp corners or subgingival ledges. The design of imported flexible diamond surface designed for use with Invisalign® and other invisalign orthodontic treatments. Cause of the Curved surface of the tooth, The bendable design can gradually expand the collar surface according to different thickness for effective dressing, avoiding the formation of steps after de glaze teeth and the influence of closure effect. Meanwhile the Saw bow design conforms to ergonomics and mechanics, improving work efficiency. These flexible diamond strips curve and conform along the natural contours of the teeth to maximize patient comfort and safety.

- 01 Ergonomic, single-handed design provides optimal tactile control and reduces hand fatigue.
- 02 Eliminates the need to hold small restorations and use rotary instruments or articulating films.
- 03 Central opening for enhanced visual perception and access for tools.
- 04 Will not remove excess enamel or cut lips or gums.
- 05 Flexible strips conform to the natural contours of the teeth to avoid creating sharp corners.
- 06 Autoclavable and reusable.



Elastomerics

Elastic Thread

Solid thread made from high quality elastomeric resins. Fresh materials assure long shelf life. Ideal for rotations and retractions.

Color	Size	Qty	Code
Clear	.025	25 Ft.	



Elastic Tube / Arch Wire Sleeve

The tubing is gone through a special heat curing process that extends elasticity. Memory and easy to ligate.

Color	Size	Qty	Code
Clear	.025	25 Ft.	



Bumper Tubing

Bumper tubing prevent arch wire irritations and allergy

Color	Size	Qty	Code
Clear	.027	10 FL.	



Accessories

Safety Breakaway

The safety breakaway is spontaneously detached if the force exceed the safety level.



Colours	Qty	Medium - 500gf
White	02	01




High pull straps

Chin Cup

Face bow



Size
Small
Medium
Large



Scanner Intraoral


Innovate
your
office



(41)



**CHEWIE
FOR ALIGNERS**
MORDEDORES PARA ALINEADORES



**Retainer
Box**



SOLT

SOLT ACESSÓRIO
PARA REMOÇÃO
DE ALINHADOR C/10
01.05.0001

(43)





CERA ORTODONTICA
 Para alinear brackets para aparelhos fixos
 10 esticadores com 5 bastões de cera cada

PARAFFIN-BASED WAX FOR BRACKET PROTECTION

AESTHETICS (transparent material) MENTOLATED SCENT, non-toxic.

PRESENTATION:
 0105001001 - 50 UN
 Ten (10) cases with five (5) sticks each

PASSA FIO
 Para passar fio no braço dental sob pontes e aparelhos fixos.
 10 unidades com fio de condutividade térmica.

PLASTIC DEVICE TO ASSIST IN THE PASSAGE OF DENTAL FLOSS UNDER ORTHODONTIC FRAMES AND FIXED BRIDGES.

PRESENTATIONS:
 0102011001 - 50 UN. Package with fifty (50) conductors.
 0102011002 - 50 UN. Package with ten (10) conductors.

EXPANDEX RETRACTOR

Lateral retractor for lips and cheek.

PRESENTATIONS:
 0102001005 - 10 UN / Chemical adult
 0102001006 - 10 UN / Chemical children
 0102001011 - 10 UN / Autoclavable adult
 0102001012 - 10 UN / Autoclavable children

RETAINER BOX
 Box for storing the retainer.

PRODUCED IN THERMOPLASTIC RESIN. great resistance.

AROMATIZED BOXES TUTTI-FRUTTI.

Pink Orange Green Yellow Blue
 Pearly blue Silver Pearly white

PRESENTATION:
 0102007008 - 50 UN / Multicolor
 0102007002 - 16 UN / Pearly blue
 0102007003 - 16 UN / Pearly white
 0102007007 - 16 UN / Silver
 0102007009 - 16 UN / Pink

PACKAGING FOR ORTHODONTIC ELASTIC BANDS

Packaging for storage and organization of orthodontic elastic bands.

PRESENTATION:
 0104018001 - 20 UN
 Fifty (50) package

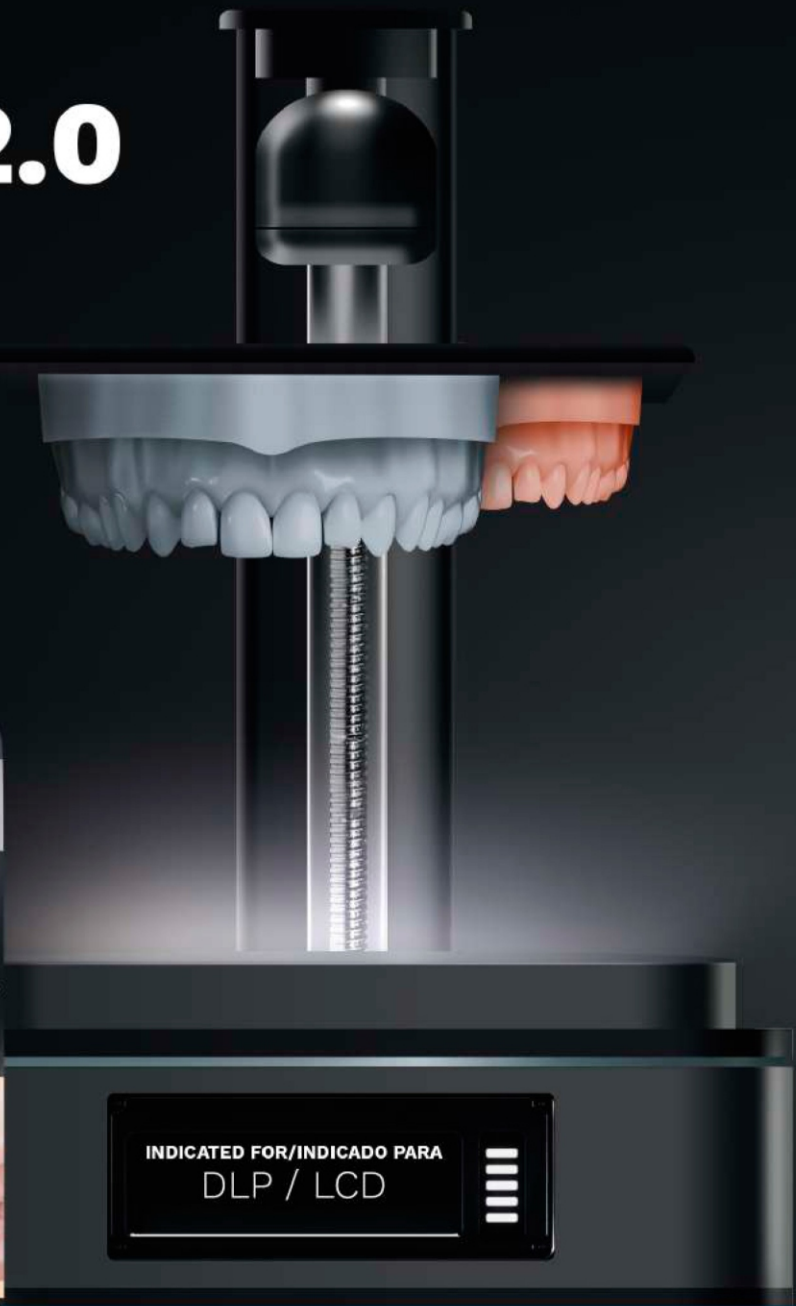


LIGHT-CURING RESIN FOR 3D PRINTING
RESINA FOTOPOLIMERIZABLE PARA IMPRESIÓN 3D

DENTAL MODEL 2.0

Horus Dental Model is a resin indicated for use in dental models and manufacture of aligners.

El modelo dental Horus es un resina indicada para su uso en modelos dentales y fabricación de alineadores.



MAIN BENEFITS: PRINCIPALES BENEFICIOS:

- High printing resolution / Alta resolución de impresión;
- High level of detail / Alto nivel de detalle;
- Fast healing / Curación rápida;
- Work and study models / Modelos de trabajo y estudio;
- Low viscosity / Baja viscosidad;
- Silicone non-stick / Antiadherente de silicona;
- Models for invisible aligners / Modelos para alineadores invisibles;
- Thermal resistance / Resistencia térmica;



AVAILABLE IN COLORS: DISPONIBILIDAD DE COLORES:

- CINZA/GREY;
- CREAM/CREMA.

SIZE: TAMAÑO:





5% & 10% HYDROFLUORIC ACID GEL

Acid conditioner for dental porcelain surfaces, helping to promote retention in restorations.

- 5% INDICATED FOR:** Vitreous ceramics based on lithium disilicate.
- 10% INDICATED FOR:** Feldspathic Porcelain, Vitreous ceramics reinforced with leucite.
- GREAT AFFINITY WITH WATER,** easy to remove after application.
- 5% ACID YELLOW COLOR, 10% ACID RED COLOR** colors facilitating visualization in applied location.



37% PHOSPHORIC ACID GEL

Acid conditioner for enamel and/or dentin surface, allowing greater and better retention of resin materials.

- GREAT AFFINITY WITH WATER,** easy to remove after application.
- EXCELLENT VISCOSITY,** remains in place applied.
- BLUE COLOR,** facilitates visualization in place applied.
- APPLICATION PERIOD:** Enamel 30 to 15 seconds, Dentin 15 seconds



SILANE

Chemical bonding agent for adhesive cementation work.

- INDICATED FOR:** Ceramics, ceromers, composite resins and fiberglass posts.
- INCREASE THE ADHESIVE CAPACITY BY UP TO 30%.**



Intraoral Mirror



Alginate





MORIZ®

- Orthodontics • Burs • Rotary files
- Aligners • Dental hand pieces
- Dental Instruments

The images in this catalog are for illustrative purposes only, and may change during the validity period.



1st Floor, Monarch Building, Thrissur, Kerala, India
 Pin - 680001, Mob: 9946574883, Off: 8590070532
 E-mail: morizmeditech@gmail.com
 Web: www.morizmeditech.com



IONGLASS C

Conventional self-curing glass ionomer cement for cementation.

INDICATED FOR:
 Fixation of Crowns
 Fixation of Prostheses
 Temporary cementation of prosthetic parts
 Fixation of orthodontic bands.

GREATER CAPACITY TO RELEASE FLUORIDE.

RADIOPAQUE.

HIGH CAPACITY OF ADHESION TO DENTAL STRUCTURE.



IONGLASS R

Conventional self-curing glass ionomer cement for restoration.

INDICATED FOR:
 Restoration of deciduous teeth,
 Class III and V restorations,
 repair of erosions in cervical regions,
 For atraumatic restorative treatment (ART),
 Provisional restorations.

QUICK SETTING CEMENT.

GREATER CAPACITY TO RELEASE AND REFILLING FLUORIDE.

AVAILABLE IN THE COLORS A2 / A3

CHINESE LUTING

PACK OF 6

